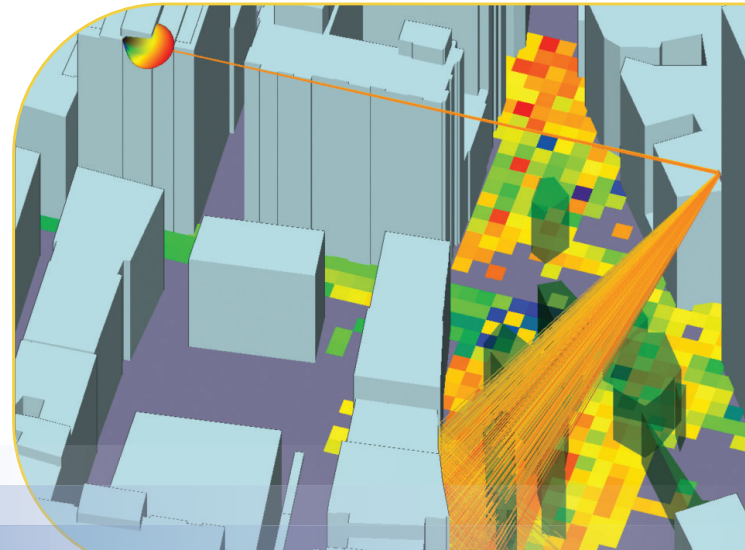


Wireless InSite® 3D Wireless Prediction Software



Wireless InSite is a suite of ray-tracing models and high-fidelity EM solvers for the analysis of site-specific radio propagation and wireless communication systems. The software provides efficient and accurate predictions of EM propagation and communication channel characteristics in complex urban, indoor, rural, and mixed environments.

- 5G FD-MIMO with beamforming
- Outdoor and indoor mmWave
- 5G fixed wireless access
- Urban multipath and shadowing
- WiFi device performance
- Throughput and capacity
- MIMO and array design for 5G
- Urban small cells

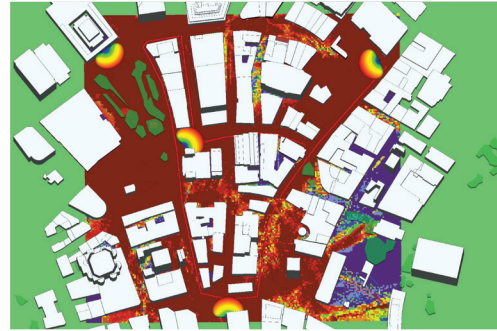


Wireless InSite provides RF engineers with the tools to design wireless links, optimize antenna coverage, and assess key channel and signal characteristics for RF and millimeter wave frequency bands.

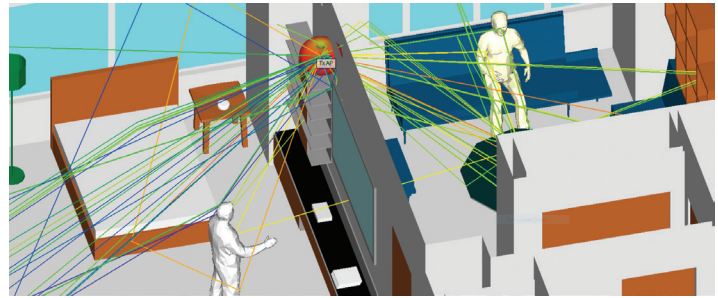
Remcom also offers consulting services and government contracting for wireless propagation projects ranging from military defense to commercial communications.



Learn more at | www.remcom.com/wireless-insite >>>



Explore
upcoming
Remcom
events!



© 2024 Remcom Inc.
All rights reserved.
TSHOW-WI-0424